

Columbia Swim Club 2008

Individual Meet Results

Voorhees/Maxfield Invitational 2010 30-Apr-10 to 02-May-10 LC Meters

Sanction: MV-09-48 Location: Capitol Federal Natatorium

Columbia Swim Club [CSC-MV] Coach: Phil Garverick

Time	F/P/S	Event	Place	Points	Improv
Beahan, Brooke (10) F					
1:36.37L	F # 29A	Female 10 & Under 100 Back 1:36.37	11	---	-4.99
39.93L	F # 31A	Female 10 & Under 50 Free	19	---	-1.44
3:28.62L	F # 35A	Female 10 & Under 200 IM 49.32 53.12 57.13 49.05	11	---	-12.02
1:28.42L	F # 41A	Female 10 & Under 100 Free 41.88 46.54	8	---	-4.43
50.64L	F # 43A	Female 10 & Under 50 Fly	18	---	2.53
Beahan, Grace (9) F					
1:05.44L	F # 27A	Female 10 & Under 50 Breast	39	---	-4.70
46.42L	F # 31A	Female 10 & Under 50 Free	42	---	-7.96
4:16.01L	F # 35A	Female 10 & Under 200 IM 1:00.37 1:01.22 1:19.74 54.68	28	---	---
55.07L	F # 39A	Female 10 & Under 50 Back	26	---	-6.80
1:00.76L	F # 43A	Female 10 & Under 50 Fly	24	---	-10.10
Beahan, Madelyn (12) F					
48.79L	F # 27B	Female 11-12 50 Breast	26	---	0.63
39.01L	F # 31B	Female 11-12 50 Free	53	---	1.03
3:26.68L	F # 35B	Female 11-12 200 IM 51.36 54.19 55.62 45.51	41	---	-2.27
49.46L	F # 39B	Female 11-12 50 Back	26	---	-0.02
6:06.49L	F # 45B	Female 11-12 400 Free 42.83 46.52 46.60 47.83 47.04 46.52 45.60 43.55	14	---	---
Borst, Evan (10) M					
1:10.61L	F # 28A	Male 10 & Under 50 Breast	31	---	---
45.90L	F # 32A	Male 10 & Under 50 Free	28	---	---
4:40.81L DQ	F # 36A	Male 10 & Under 200 IM 1:06.54 1:07.48 1:27.50 59.29	---	---	---
1:00.02L	F # 40A	Male 10 & Under 50 Back	26	---	---
1:10.43L	F # 44A	Male 10 & Under 50 Fly	16	---	---
Boyle, Allison (17) F					
1:20.53L	F # 5	Female Open 100 Breast 38.03 42.50	2	---	4.39
1:03.13L	F # 9	Female Open 100 Free 1:03.13	5	---	0.37
4:42.12L	F # 15	Female Open 400 Free 32.71 34.92 35.58 35.64 35.75 36.15 36.04 35.33	4	---	9.69
2:58.79L	F # 17	Female Open 200 Breast 40.77 45.59 45.91 46.52	2	---	15.75
2:17.66L	F # 21	Female Open 200 Free 32.63 34.65 35.24 35.14	1	---	8.03
Caldwell, Katherine (18) F					
1:18.64L	F # 5	Female Open 100 Breast 36.76 41.88	1	---	6.46

Columbia Swim Club 2008

Individual Meet Results

Voorhees/Maxfield Invitational 2010 30-Apr-10 to 02-May-10 LC Meters

Sanction: MV-09-48 Location: Capitol Federal Natatorium

Columbia Swim Club [CSC-MV] Coach: Phil Garverick

Time	F/P/S	Event	Place	Points	Improv
1:06.58L	F # 9	Female Open 100 Free	19	---	2.19
	32.18	34.40			
4:57.91L	F # 15	Female Open 400 Free	18	---	-4.82
	34.79	37.65 37.62 38.19 37.96 38.17 37.20 36.33			
2:52.74L	F # 17	Female Open 200 Breast	1	---	14.54
	39.15	44.36 44.18 45.05			
2:23.46L	F # 21	Female Open 200 Free	6	---	-0.15
	33.44	36.36 37.06 36.60			
Chrisman, Connor (17) M					
2:36.96L	F # 8	Male Open 200 Back	35	---	-0.60
		1:15.27 40.91 40.78			
1:02.28L	F # 10	Male Open 100 Free	40	---	1.39
	29.96	32.32			
4:43.06L	F # 16	Male Open 400 Free	19	---	17.91
	32.07	34.90 35.74 36.24 35.86 35.98 36.44 35.83			
1:15.26L	F # 20	Male Open 100 Back	13	---	-0.06
	36.12	39.14			
2:17.83L	F # 22	Male Open 200 Free	14	---	10.64
	31.07	34.95 36.54 35.27			
Edwards, Jordan (15) F					
31.22L DQ	F # 3	Female Open 50 Free	---	---	---
1:06.55L	F # 9	Female Open 100 Free	17	---	-0.74
	31.83	34.72			
5:18.95L	F # 15	Female Open 400 Free	42	---	-0.44
	36.37	39.79 40.31 40.92 40.89 40.86 40.60 39.21			
1:19.64L	F # 19	Female Open 100 Back	5	---	-2.02
	39.12	40.52			
2:28.65L	F # 21	Female Open 200 Free	10	---	-2.53
		1:12.67 2:28.65			
Flanagan, Ellen (11) F					
1:38.56L	F # 5	Female Open 100 Breast	36	---	-2.10
	45.41	53.15			
3:03.59L	F # 7	Female Open 200 Back	50	---	---
	42.88	47.37 46.58 46.76			
3:25.84L	F # 17	Female Open 200 Breast	19	---	---
	48.33	51.29 52.44 53.78			
1:31.59L	F # 19	Female Open 100 Back	24	---	1.62
	43.95	47.64			
1:30.89L	F # 23	Female Open 100 Fly	25	---	4.02
	42.04	48.85			
Flanagan, Hanna (14) F					
2:40.30L	F # 7	Female Open 200 Back	11	---	1.05
	36.73	40.08 41.15 42.34			
1:11.02L	F # 9	Female Open 100 Free	41	---	2.00
	34.15	36.87			

Columbia Swim Club 2008

Individual Meet Results

Voorhees/Maxfield Invitational 2010 30-Apr-10 to 02-May-10 LC Meters

Sanction: MV-09-48 Location: Capitol Federal Natatorium

Columbia Swim Club [CSC-MV] Coach: Phil Garverick

Time	F/P/S	Event	Place	Points	Improv
1:15.83L	F # 19	Female Open 100 Back	2	---	0.44
	36.90	38.93			
1:16.20L	F # 23	Female Open 100 Fly	11	---	-0.58
	36.33	39.87			
5:50.70L	F # 25	Female Open 400 IM	8	---	3.33
	24.71	11.58 41.74 43.43 2:28.71 40.90 39.63			
Florea, Dane (10) M					
1:23.93L	F # 30A	Male 10 & Under 100 Back	2	---	-10.12
	41.73	42.20			
1:25.33L	F # 34A	Male 10 & Under 100 Fly	1	---	-3.49
	39.61	45.72			
3:08.77L	F # 36A	Male 10 & Under 200 IM	2	---	-6.50
	41.67	48.89 1:00.74 37.47			
1:14.32L	F # 42A	Male 10 & Under 100 Free	1	---	-4.95
	36.29	38.03			
37.03L	F # 44A	Male 10 & Under 50 Fly	1	---	-2.09
Florea, Kyra (13) F					
2:53.03L	F # 7	Female Open 200 Back	32	---	---
	41.73	44.77 44.09 42.44			
1:11.85L	F # 9	Female Open 100 Free	47	---	-0.52
		1:11.85			
2:53.41L	F # 11	Female Open 200 Fly	21	---	---
	38.16	43.07 45.53 46.65			
1:23.43L	F # 19	Female Open 100 Back	13	---	-2.93
	40.54	42.89			
1:18.05L	F # 23	Female Open 100 Fly	13	---	-4.15
	37.06	40.99			
French, Natalie (14) F					
1:05.06L	F # 9	Female Open 100 Free	9	---	0.24
	31.31	33.75			
2:34.28L	F # 11	Female Open 200 Fly	6	---	3.48
	34.28	38.55 40.53 40.92			
4:52.83L	F # 15	Female Open 400 Free	11	---	7.66
	33.60	35.89 36.77 37.29 37.28 37.58 37.78 36.64			
2:20.49L	F # 21	Female Open 200 Free	3	---	3.07
	32.85	35.67 35.77 36.20			
1:12.71L	F # 23	Female Open 100 Fly	6	---	1.62
	34.28	38.43			
Garvey, Autumn (12) F					
50.30L	F # 27B	Female 11-12 50 Breast	30	---	-11.22
1:22.87L	F # 29B	Female 11-12 100 Back	16	---	-9.49
	40.88	41.99			
3:23.70L	F # 35B	Female 11-12 200 IM	38	---	-14.12
	46.44	47.94 1:04.22 45.10			
1:19.70L	F # 41B	Female 11-12 100 Free	28	---	-11.02
	39.20	40.50			

Columbia Swim Club 2008

Individual Meet Results

Voorhees/Maxfield Invitational 2010 30-Apr-10 to 02-May-10 LC Meters

Sanction: MV-09-48 Location: Capitol Federal Natatorium

Columbia Swim Club [CSC-MV] Coach: Phil Garverick

Time	F/P/S	Event	Place	Points	Improv
43.13L	F # 43B	Female 11-12 50 Fly	15	---	-7.60
Green, Taylor (13) F					
40.08L	F # 3	Female Open 50 Free	62	---	0.13
1:46.87L	F # 5	Female Open 100 Breast	50	---	1.06
	50.55	56.32			
1:33.42L	F # 9	Female Open 100 Free	86	---	6.95
	42.78	50.64			
3:40.32L	F # 17	Female Open 200 Breast	23	---	---
	51.33	57.79 56.04 55.16			
1:54.77L	F # 23	Female Open 100 Fly	30	---	-1.34
	52.46	1:02.31			
Hanks, Levi (16) M					
1:17.42L	F # 6	Male Open 100 Breast	9	---	-1.89
	36.58	40.84			
2:21.01L	F # 8	Male Open 200 Back	5	---	1.36
	33.42	36.21 36.51 34.87			
4:23.47L	F # 16	Male Open 400 Free	1	---	6.04
	3:52.19		4:23.47		
1:06.50L	F # 20	Male Open 100 Back	5	---	1.78
	32.75	33.75			
2:07.00L	F # 22	Male Open 200 Free	1	---	4.82
	29.63	33.03 33.06 31.28			
Hanks, Nathan (13) M					
2:44.52L	F # 8	Male Open 200 Back	45	---	-17.45
	38.23	42.90 42.83 40.56			
1:10.45L	F # 10	Male Open 100 Free	90	---	2.86
	32.69	37.76			
5:16.36L	F # 16	Male Open 400 Free	58	---	9.14
	34.22	40.14 40.12 41.10 40.50 40.75 40.35 39.18			
1:18.57L	F # 20	Male Open 100 Back	21	---	2.48
	37.33	41.24			
2:33.89L	F # 22	Male Open 200 Free	35	---	5.82
	34.72	39.63 40.10 39.44			
Harl, Nicholas (17) M					
1:19.11L	F # 6	Male Open 100 Breast	11	---	2.17
	37.54	41.57			
2:31.16L	F # 12	Male Open 200 Fly	10	---	4.93
	31.96	37.61 39.72 41.87			
2:58.16L	F # 18	Male Open 200 Breast	5	---	11.88
	40.51	46.44 47.00 44.21			
1:09.03L	F # 24	Male Open 100 Fly	9	---	4.24
	32.05	36.98			
5:20.14L	F # 26	Male Open 400 IM	3	---	15.92
	33.89	39.81 42.32 41.27 46.30 48.08 35.96 32.51			
Hendrix, Grant (17) M					
28.64L	F # 4	Male Open 50 Free	22	---	1.43

Columbia Swim Club 2008

Individual Meet Results

Voorhees/Maxfield Invitational 2010 30-Apr-10 to 02-May-10 LC Meters

Sanction: MV-09-48 Location: Capitol Federal Natatorium

Columbia Swim Club [CSC-MV] Coach: Phil Garverick

Time	F/P/S	Event	Place	Points	Improv
1:03.38L	F # 10	Male Open 100 Free	48	---	5.93
	29.63	33.75			
4:47.35L	F # 16	Male Open 400 Free	28	---	19.25
	33.14	36.18 37.04 35.77 36.58 36.49 36.44 35.71			
3:12.31L	F # 18	Male Open 200 Breast	15	---	13.50
	41.76	48.32 50.70 51.53			
2:19.59L	F # 22	Male Open 200 Free	20	---	12.28
	31.01	35.86 36.39 36.33			
Hodges, Coleman (18) M					
1:20.01L	F # 6	Male Open 100 Breast	14	---	1.77
	37.55	42.46			
2:27.60L	F # 12	Male Open 200 Fly	7	---	10.97
	31.65	36.93 38.64 40.38			
2:18.39L	F # 22	Male Open 200 Free	16	---	12.64
	30.93	34.89 36.63 35.94			
1:07.71L	F # 24	Male Open 100 Fly	7	---	6.99
	30.81	36.90			
5:40.76L	F # 26	Male Open 400 IM	10	---	46.02
	34.28	42.12 45.19 43.48 49.56 50.64 37.83 37.66			
Hopkins, Alexis (12) F					
1:31.96L	F # 29B	Female 11-12 100 Back	36	---	-4.65
	44.89	47.07			
40.32L	F # 31B	Female 11-12 50 Free	63	---	-1.75
3:33.94L	F # 35B	Female 11-12 200 IM	46	---	-12.08
	50.94	50.38 1:05.26 47.36			
44.44L	F # 39B	Female 11-12 50 Back	16	---	-0.43
1:28.02L	F # 41B	Female 11-12 100 Free	36	---	-2.15
	41.53	46.49			
Hopkins, Braden (9) M					
57.85L	F # 28A	Male 10 & Under 50 Breast	16	---	-6.25
46.30L	F # 32A	Male 10 & Under 50 Free	29	---	-2.81
3:55.64L DQ	F # 36A	Male 10 & Under 200 IM	---	---	---
	58.73	58.25 1:06.90 51.76			
49.55L	F # 40A	Male 10 & Under 50 Back	11	---	-10.52
54.91L	F # 44A	Male 10 & Under 50 Fly	11	---	-4.95
Hunter, Grant (17) M					
2:19.27L	F # 8	Male Open 200 Back	3	---	9.07
	32.49	35.03 36.48 35.27			
58.79L	F # 10	Male Open 100 Free	7	---	2.84
	28.31	30.48			
1:04.00L	F # 20	Male Open 100 Back	1	---	3.18
	31.24	32.76			
2:10.38L	F # 22	Male Open 200 Free	4	---	6.37
	30.48	33.85 34.24 31.81			
1:03.25L	F # 24	Male Open 100 Fly	2	---	2.79
	29.54	33.71			

Columbia Swim Club 2008

Individual Meet Results

Voorhees/Maxfield Invitational 2010 30-Apr-10 to 02-May-10 LC Meters

Sanction: MV-09-48 Location: Capitol Federal Natatorium

Columbia Swim Club [CSC-MV] Coach: Phil Garverick

Time	F/P/S	Event	Place	Points	Improv
John, Conner (16) M					
30.42L	F # 4	Male Open 50 Free	47	---	0.30
1:20.79L	F # 6	Male Open 100 Breast	16	---	-0.60
	37.46	43.33			
1:05.57L	F # 10	Male Open 100 Free	65	---	0.26
	31.86	33.71			
2:52.89L	F # 18	Male Open 200 Breast	4	---	-2.08
	38.61	43.79 45.23 45.26			
5:35.98L	F # 26	Male Open 400 IM	8	---	-4.43
	37.40	43.61 43.72 42.61 45.20 47.50 38.61 37.33			
Jokerst, Connor (9) M					
57.30L	F # 28A	Male 10 & Under 50 Breast	15	---	-0.24
38.90L	F # 32A	Male 10 & Under 50 Free	10	---	-2.78
3:42.75L	F # 36A	Male 10 & Under 200 IM	11	---	-7.53
	54.17	52.70 1:06.91 48.97			
48.52L	F # 40A	Male 10 & Under 50 Back	9	---	-2.02
49.89L	F # 44A	Male 10 & Under 50 Fly	7	---	-5.51
Larson, Ellie (9) F					
51.87L	F # 27A	Female 10 & Under 50 Breast	7	---	-4.62
43.43L	F # 31A	Female 10 & Under 50 Free	29	---	-1.77
3:42.76L	F # 35A	Female 10 & Under 200 IM	15	---	-15.84
	47.38	56.39 1:03.39 55.60			
47.11L	F # 39A	Female 10 & Under 50 Back	8	---	-3.07
45.12L	F # 43A	Female 10 & Under 50 Fly	9	---	-8.27
Larson, Holly (14) F					
31.90L	F # 3	Female Open 50 Free	24	---	-0.83
1:30.06L	F # 5	Female Open 100 Breast	15	---	1.93
	42.55	47.51			
1:10.93L	F # 9	Female Open 100 Free	40	---	0.48
	33.64	37.29			
3:13.80L	F # 17	Female Open 200 Breast	13	---	0.55
	44.11	49.11 49.72 50.86			
1:21.26L	F # 23	Female Open 100 Fly	18	---	-0.95
	37.16	44.10			
Larson, Jared (11) M					
47.18L	F # 28B	Male 11-12 50 Breast	10	---	-0.87
1:24.75L	F # 34B	Male 11-12 100 Fly	9	---	1.46
	39.68	45.07			
3:01.04L	F # 36B	Male 11-12 200 IM	9	---	-1.85
	38.92	50.19 54.09 37.84			
NS	F # 40B	Male 11-12 50 Back	---	---	---
6:00.89L	F # 46B	Male 11-12 400 Free	6	---	21.71
	40.39	47.22 45.10 46.72 46.26 47.78 44.95 42.47			
Larson, Kaylee (13) F					
31.16L	F # 3	Female Open 50 Free	17	---	2.03

Columbia Swim Club 2008

Individual Meet Results

Voorhees/Maxfield Invitational 2010 30-Apr-10 to 02-May-10 LC Meters

Sanction: MV-09-48 Location: Capitol Federal Natatorium

Columbia Swim Club [CSC-MV] Coach: Phil Garverick

Time	F/P/S	Event	Place	Points	Improv
1:26.82L	F # 5	Female Open 100 Breast	8	---	0.60
	40.25	46.57			
1:08.80L	F # 9	Female Open 100 Free	31	---	2.40
	33.16	35.64			
3:10.13L	F # 17	Female Open 200 Breast	8	---	---
	43.15	48.98 49.09 48.91			
1:18.43L	F # 23	Female Open 100 Fly	15	---	4.59
	36.01	42.42			
Logan, Bettie (9) F					
1:27.50L	F # 29A	Female 10 & Under 100 Back	2	---	-7.58
	41.77	45.73			
35.47L	F # 31A	Female 10 & Under 50 Free	6	---	-1.99
1:34.72L	F # 33A	Female 10 & Under 100 Fly	4	---	-8.53
	43.14	51.58			
43.31L	F # 39A	Female 10 & Under 50 Back	1	---	-2.66
43.26L	F # 43A	Female 10 & Under 50 Fly	6	---	-1.60
Lydon, Evan (16) M					
29.05L	F # 4	Male Open 50 Free	28	---	1.13
1:01.87L	F # 10	Male Open 100 Free	35	---	-0.68
	28.93	32.94			
4:55.88L	F # 16	Male Open 400 Free	40	---	3.14
	31.44	36.33 38.00 38.83 38.28 38.79 38.33 35.88			
1:21.53L	F # 20	Male Open 100 Back	26	---	4.76
	38.64	42.89			
2:21.41L	F # 22	Male Open 200 Free	24	---	5.75
	31.01	35.64 37.54 37.22			
Lydon, Katherine (11) F					
32.81L	F # 31B	Female 11-12 50 Free	9	---	-1.30
3:01.70L	F # 35B	Female 11-12 200 IM	15	---	-5.97
	39.15	48.35 53.79 40.41			
1:38.05L	F # 37B	Female 11-12 100 Breast	5	---	-3.83
	45.64	52.41			
37.76L	F # 43B	Female 11-12 50 Fly	4	---	-0.76
5:29.28L	F # 45B	Female 11-12 400 Free	5	---	-11.21
	37.21	42.29 42.05 41.95 41.57 42.90 41.50 39.81			
Mello, Bianca (14) F					
1:30.93L	F # 5	Female Open 100 Breast	18	---	2.97
	42.94	47.99			
2:39.39L	F # 11	Female Open 200 Fly	12	---	-3.81
	35.79	39.96 41.66 41.98			
3:11.91L	F # 17	Female Open 200 Breast	10	---	6.67
	43.61	49.02 49.80 49.48			
1:13.05L	F # 23	Female Open 100 Fly	8	---	-2.68
	35.15	37.90			
5:36.34L	F # 25	Female Open 400 IM	3	---	1.53
	36.39	41.55 42.66 42.58 49.07 50.14 37.57 36.38			

Columbia Swim Club 2008

Individual Meet Results

Voorhees/Maxfield Invitational 2010 30-Apr-10 to 02-May-10 LC Meters

Sanction: MV-09-48 Location: Capitol Federal Natatorium

Columbia Swim Club [CSC-MV] Coach: Phil Garverick

Time	F/P/S	Event	Place	Points	Improv
Mello, Nathalia (18) F					
1:24.31L	F # 5	Female Open 100 Breast	4	---	5.83
	39.95	44.36			
1:04.32L	F # 9	Female Open 100 Free	7	---	1.65
	31.37	32.95			
3:00.91L	F # 17	Female Open 200 Breast	3	---	10.67
	40.98	45.85 47.13 46.95			
1:11.96L	F # 23	Female Open 100 Fly	3	---	4.47
	33.94	38.02			
5:27.65L	F # 25	Female Open 400 IM	1	---	13.53
	34.56	40.11 42.73 41.64 45.89 47.15 38.30 37.27			
Naeger, Lauren (9) F					
1:00.57L	F # 27A	Female 10 & Under 50 Breast	30	---	-6.89
41.40L	F # 31A	Female 10 & Under 50 Free	25	---	-5.13
3:36.77L	F # 35A	Female 10 & Under 200 IM	12	---	-29.84
	46.86	55.29 1:08.72 45.90			
47.41L	F # 39A	Female 10 & Under 50 Back	9	---	-3.36
46.26L	F # 43A	Female 10 & Under 50 Fly	10	---	-5.21
Nicks, Hannah (15) F					
29.73L	F # 3	Female Open 50 Free	4	---	1.37
2:38.17L	F # 7	Female Open 200 Back	9	---	-5.61
	36.45	40.43 40.91 40.38			
1:07.58L	F # 9	Female Open 100 Free	21	---	5.56
	31.38	36.20			
2:26.85L	F # 21	Female Open 200 Free	8	---	11.91
	33.18	38.22 38.24 37.21			
1:20.52L	F # 23	Female Open 100 Fly	16	---	4.51
	36.53	43.99			
Noltie, Brianne (16) F					
1:26.91L	F # 5	Female Open 100 Breast	9	---	-3.85
	41.49	45.42			
4:54.59L	F # 15	Female Open 400 Free	14	---	9.57
	34.62	37.22 36.99 37.64 37.24 37.69 37.08 36.11			
3:04.89L	F # 17	Female Open 200 Breast	5	---	-3.02
	42.52	47.59 47.38 47.40			
1:17.58L	F # 23	Female Open 100 Fly	12	---	3.39
	36.47	41.11			
5:43.43L	F # 25	Female Open 400 IM	5	---	18.04
	37.48	42.81 45.25 44.69 48.14 49.45 38.34 37.27			
Nutter, Abigail (10) F					
49.73L	F # 27A	Female 10 & Under 50 Breast	6	---	-3.01
1:29.21L	F # 29A	Female 10 & Under 100 Back	3	---	-9.80
	43.54	45.67			
3:19.48L	F # 35A	Female 10 & Under 200 IM	4	---	-12.74
	48.01	49.74 1:00.65 41.08			

Columbia Swim Club 2008

Individual Meet Results

Voorhees/Maxfield Invitational 2010 30-Apr-10 to 02-May-10 LC Meters

Sanction: MV-09-48 Location: Capitol Federal Natatorium

Columbia Swim Club [CSC-MV] Coach: Phil Garverick

Time	F/P/S	Event	Place	Points	Improv
1:53.00L	F # 37A	Female 10 & Under 100 Breast	3	---	-2.27
	54.45	58.55			
1:23.22L	F # 41A	Female 10 & Under 100 Free	5	---	-6.60
	39.46	43.76			
Osman, Piper (9) F					
52.21L	F # 27A	Female 10 & Under 50 Breast	11	---	-10.59
38.81L	F # 31A	Female 10 & Under 50 Free	15	---	-4.89
3:23.42L	F # 35A	Female 10 & Under 200 IM	8	---	-29.10
	44.28	52.87 1:00.87 45.40			
45.40L	F # 39A	Female 10 & Under 50 Back	5	---	-6.52
40.71L	F # 43A	Female 10 & Under 50 Fly	2	---	-10.66
Peery, Ellie (8) F					
1:03.12L	F # 27A	Female 10 & Under 50 Breast	36	---	---
49.93L	F # 31A	Female 10 & Under 50 Free	52	---	---
55.68L	F # 39A	Female 10 & Under 50 Back	31	---	---
1:53.43L	F # 41A	Female 10 & Under 100 Free	23	---	---
	52.50	1:00.93			
1:03.98L	F # 43A	Female 10 & Under 50 Fly	26	---	---
Peery, Alexis (12) F					
33.41L	F # 31B	Female 11-12 50 Free	12	---	-3.31
1:40.71L	F # 33B	Female 11-12 100 Fly	34	---	-8.01
	45.81	54.90			
NS	F # 35B	Female 11-12 200 IM	---	---	---
	47.21	49.58 1:15.70			
41.57L	F # 39B	Female 11-12 50 Back	10	---	0.85
1:18.23L	F # 41B	Female 11-12 100 Free	25	---	-7.41
	37.21	41.02			
Peterson, Ethan (12) M					
1:16.11L	F # 30B	Male 11-12 100 Back	3	---	-1.17
	37.54	38.57			
1:20.68L	F # 34B	Male 11-12 100 Fly	6	---	-0.44
	37.76	42.92			
35.84L	F # 40B	Male 11-12 50 Back	2	---	-1.47
1:05.71L	F # 42B	Male 11-12 100 Free	1	---	-0.39
	31.87	33.84			
5:03.57L	F # 46B	Male 11-12 400 Free	3	---	-0.13
	34.60	38.58 38.99 38.52 38.54 38.95 38.60 36.79			
Phillips, Bethany (10) F					
53.78L	F # 27A	Female 10 & Under 50 Breast	16	---	---
37.83L	F # 31A	Female 10 & Under 50 Free	11	---	---
3:22.70L	F # 35A	Female 10 & Under 200 IM	7	---	---
	43.48	52.61 1:03.47 43.14			
44.52L	F # 39A	Female 10 & Under 50 Back	4	---	---
41.91L	F # 43A	Female 10 & Under 50 Fly	4	---	---
Phillips, Jacob (13) M					
29.68L	F # 4	Male Open 50 Free	38	---	-0.82

Columbia Swim Club 2008

Individual Meet Results

Voorhees/Maxfield Invitational 2010 30-Apr-10 to 02-May-10 LC Meters

Sanction: MV-09-48 Location: Capitol Federal Natatorium

Columbia Swim Club [CSC-MV] Coach: Phil Garverick

Time	F/P/S	Event	Place	Points	Improv
1:05.63L	F # 10	Male Open 100 Free	67	---	-0.55
	31.60	34.03			
4:53.39L	F # 16	Male Open 400 Free	34	---	4.76
	33.64	37.37 37.97 37.32 37.91 37.83 36.86 34.49			
2:19.10L	F # 22	Male Open 200 Free	18	---	-1.48
	32.52	36.39 36.05 34.14			
1:16.72L	F # 24	Male Open 100 Fly	22	---	-9.18
	34.76	41.96			
Phillips, Lucas (15) M					
1:32.84L	F # 6	Male Open 100 Breast	63	---	-5.74
	44.05	48.79			
1:08.52L	F # 10	Male Open 100 Free	82	---	-1.90
	32.31	36.21			
NS	F # 16	Male Open 400 Free	---	---	---
2:35.33L	F # 22	Male Open 200 Free	36	---	-9.33
	34.41	40.71 41.18 39.03			
1:25.18L	F # 24	Male Open 100 Fly	31	---	2.01
	39.39	45.79			
Plastridge, Bryce (10) M					
NS	F # 28A	Male 10 & Under 50 Breast	---	---	---
NS	F # 32A	Male 10 & Under 50 Free	---	---	---
NS	F # 40A	Male 10 & Under 50 Back	---	---	---
NS	F # 44A	Male 10 & Under 50 Fly	---	---	---
Pounds, Collin (12) M					
DQ	F # 30B	Male 11-12 100 Back	---	---	---
3:06.81L	F # 36B	Male 11-12 200 IM	11	---	-16.40
		1:31.80 54.30 40.71			
NS	F # 38B	Male 11-12 100 Breast	---	---	---
NS	F # 42B	Male 11-12 100 Free	---	---	---
NS	F # 46B	Male 11-12 400 Free	---	---	---
Ragsdell, John (12) M					
NS	F # 30B	Male 11-12 100 Back	---	---	---
NS	F # 34B	Male 11-12 100 Fly	---	---	---
NS	F # 36B	Male 11-12 200 IM	---	---	---
Rodriguez, Catherine (15) F					
2:41.78L	F # 7	Female Open 200 Back	14	---	---
	38.83	41.05 41.01 40.89			
1:11.57L	F # 9	Female Open 100 Free	45	---	2.88
	34.33	37.24			
5:10.90L	F # 15	Female Open 400 Free	30	---	1.83
	35.52	39.10 39.75 39.91 39.67 40.13 39.43 37.39			
1:20.17L	F # 19	Female Open 100 Back	8	---	1.64
	39.67	40.50			
5:49.41L	F # 25	Female Open 400 IM	7	---	6.12
	38.10	44.02 43.61 42.82 51.96 51.48 39.50 37.92			

Columbia Swim Club 2008

Individual Meet Results

Voorhees/Maxfield Invitational 2010 30-Apr-10 to 02-May-10 LC Meters

Sanction: MV-09-48 Location: Capitol Federal Natatorium

Columbia Swim Club [CSC-MV] Coach: Phil Garverick

Time	F/P/S	Event	Place	Points	Improv
Rosenhauer, Kay (17) F					
30.49L	F # 3	Female Open 50 Free	10	---	-0.41
1:06.32L	F # 9	Female Open 100 Free	14	---	1.14
	31.87	34.45			
4:48.60L	F # 15	Female Open 400 Free	5	---	5.83
	33.66	36.20 36.85 36.87 36.40 36.36 36.59 35.67			
1:19.25L	F # 19	Female Open 100 Back	4	---	-0.69
	38.43	40.82			
2:19.23L	F # 21	Female Open 200 Free	2	---	3.78
	32.71	35.01 35.78 35.73			
Rosenhauer, Sarah (16) F					
32.77L	F # 3	Female Open 50 Free	32	---	0.57
1:24.31L	F # 5	Female Open 100 Breast	4	---	6.77
	39.21	45.10			
1:10.74L	F # 9	Female Open 100 Free	39	---	0.85
	33.39	37.35			
3:02.55L	F # 17	Female Open 200 Breast	4	---	10.15
	41.58	46.65 47.06 47.26			
2:31.77L	F # 21	Female Open 200 Free	16	---	-0.21
	34.70	38.56 40.16 38.35			
Salzer, Lily (14) F					
1:04.71L	F # 9	Female Open 100 Free	8	---	-0.03
	30.97	33.74			
2:36.10L	F # 11	Female Open 200 Fly	7	---	9.93
	35.66	39.82 41.17 39.45			
4:55.65L	F # 15	Female Open 400 Free	15	---	14.48
		18.75 15.29 36.94 37.55 37.73 1:53.57 35.82			
2:23.92L	F # 21	Female Open 200 Free	7	---	4.38
		1:09.53 2:23.92			
1:12.41L	F # 23	Female Open 100 Fly	5	---	5.37
	33.75	38.66			
Silvey, Kristen (17) F					
1:29.17L	F # 5	Female Open 100 Breast	12	---	1.55
	42.38	46.79			
2:46.91L	F # 11	Female Open 200 Fly	16	---	6.21
	34.61	41.78 44.51 46.01			
3:07.38L	F # 17	Female Open 200 Breast	7	---	10.47
	43.59	47.39 48.50 47.90			
1:18.22L	F # 23	Female Open 100 Fly	14	---	7.69
	35.49	42.73			
5:47.32L	F # 25	Female Open 400 IM	6	---	18.84
	35.85	42.78 48.45 47.21 47.38 48.19 39.02 38.44			
Simon, Madeline (13) F					
32.16L	F # 3	Female Open 50 Free	26	---	-1.19
2:54.34L	F # 7	Female Open 200 Back	35	---	3.85
	40.05	44.10 44.90 45.29			

Columbia Swim Club 2008

Individual Meet Results

Voorhees/Maxfield Invitational 2010 30-Apr-10 to 02-May-10 LC Meters

Sanction: MV-09-48 Location: Capitol Federal Natatorium

Columbia Swim Club [CSC-MV] Coach: Phil Garverick

Time	F/P/S	Event	Place	Points	Improv
5:22.71L	F # 15	Female Open 400 Free	47	---	-6.12
	35.42	39.62 40.74 41.66 41.07 42.04 41.54 40.62			
1:23.50L	F # 19	Female Open 100 Back	14	---	2.38
	40.40	43.10			
2:31.09L	F # 21	Female Open 200 Free	15	---	-3.29
	34.98	38.68 39.11 38.32			
Smith, Cooper (8) M					
1:08.20L	F # 28A	Male 10 & Under 50 Breast	29	---	3.24
43.78L	F # 32A	Male 10 & Under 50 Free	24	---	-5.31
4:18.90L	F # 36A	Male 10 & Under 200 IM	18	---	---
	1:01.45	1:07.40 1:14.50 55.55			
55.98L	F # 40A	Male 10 & Under 50 Back	21	---	-4.69
59.40L	F # 44A	Male 10 & Under 50 Fly	13	---	-5.01
Stanley, Elinor (10) F					
1:07.12L DQ	F # 27A	Female 10 & Under 50 Breast	---	---	---
43.04L	F # 31A	Female 10 & Under 50 Free	28	---	-3.44
NS	F # 35A	Female 10 & Under 200 IM	---	---	---
53.68L	F # 39A	Female 10 & Under 50 Back	22	---	-2.55
50.03L	F # 43A	Female 10 & Under 50 Fly	17	---	-1.31
Stanley, Liam (10) M					
1:19.62L	F # 28A	Male 10 & Under 50 Breast	33	---	---
49.22L	F # 32A	Male 10 & Under 50 Free	32	---	---
56.74L	F # 40A	Male 10 & Under 50 Back	22	---	---
1:54.06L	F # 42A	Male 10 & Under 100 Free	17	---	---
	54.72	59.34			
1:06.82L	F # 44A	Male 10 & Under 50 Fly	15	---	---
Stanton, Harold (14) M					
1:21.94L	F # 6	Male Open 100 Breast	20	---	-1.12
	37.88	44.06			
1:03.48L	F # 10	Male Open 100 Free	49	---	-0.47
	30.14	33.34			
4:59.43L	F # 16	Male Open 400 Free	45	---	1.75
	32.54	36.91 37.72 39.08 38.55 39.28 38.39 36.96			
2:59.89L	F # 18	Male Open 200 Breast	9	---	1.31
	39.90	46.80 47.49 45.70			
1:17.72L	F # 20	Male Open 100 Back	19	---	0.16
	1:17.72				
Tackett, Kelley (12) F					
1:20.58L	F # 29B	Female 11-12 100 Back	10	---	-8.88
	1:20.58				
1:16.01L	F # 33B	Female 11-12 100 Fly	3	---	-5.03
	36.09	39.92			
2:52.44L	F # 35B	Female 11-12 200 IM	6	---	-8.81
	37.25	44.42 54.99 35.78			
37.62L	F # 39B	Female 11-12 50 Back	4	---	-3.54




Columbia Swim Club 2008

Individual Meet Results

Voorhees/Maxfield Invitational 2010 30-Apr-10 to 02-May-10 LC Meters

Sanction: MV-09-48 Location: Capitol Federal Natatorium

Columbia Swim Club [CSC-MV] Coach: Phil Garverick

Time	F/P/S	Event	Place	Points	Improv
5:25.74L	F # 45B	Female 11-12 400 Free	4	---	-26.99
	35.77	40.53 41.32 42.76 41.80 41.38 43.11 39.07			
Tatlow, Chelsea (14) F					
2:31.20L	F # 7	Female Open 200 Back 	4	---	-2.70
	35.83	39.04 39.28 37.05			
2:32.57L	F # 11	Female Open 200 Fly	2	---	-1.13
	33.85	39.35 41.45 37.92			
4:51.53L	F # 15	Female Open 400 Free	9	---	14.97
	34.05	37.61 37.04 38.58 36.56 36.95 35.79 34.95			
1:10.71L	F # 19	Female Open 100 Back 	1	---	-4.67
	35.50	35.21			
1:07.48L	F # 23	Female Open 100 Fly	1	---	1.44
	32.23	35.25			
Tschopp, Alexander (12) M					
1:17.92L	F # 30B	Male 11-12 100 Back	6	---	-9.90
	37.69	40.23			
1:15.39L	F # 34B	Male 11-12 100 Fly	2	---	-14.05
	34.95	40.44			
1:07.08L	F # 42B	Male 11-12 100 Free	3	---	-7.66
	33.07	34.01			
32.67L	F # 44B	Male 11-12 50 Fly 	1	---	-4.63
5:00.66L	F # 46B	Male 11-12 400 Free	2	---	-36.03
	34.24	37.42 38.46 39.43 39.03 38.69 38.22 35.17			
Valley, Adam (13) M					
1:32.46L	F # 6	Male Open 100 Breast	62	---	-2.56
	44.29	48.17			
3:33.63L	F # 8	Male Open 200 Back	66	---	---
	51.01	54.41 54.61 53.60			
1:20.34L	F # 10	Male Open 100 Free	107	---	-8.60
	38.64	41.70			
3:18.40L	F # 18	Male Open 200 Breast	20	---	---
	45.07	51.75 51.38 50.20			
2:49.06L	F # 22	Male Open 200 Free	41	---	-13.92
	37.38	44.01 44.18 43.49			
Valley, Luke (9) M					
53.04L	F # 28A	Male 10 & Under 50 Breast	10	---	-6.12
38.94L	F # 32A	Male 10 & Under 50 Free	11	---	-1.90
3:36.06L	F # 36A	Male 10 & Under 200 IM	8	---	---
	50.28	58.44 1:02.75 44.59			
49.21L DQ	F # 40A	Male 10 & Under 50 Back	---	---	---
48.33L	F # 44A	Male 10 & Under 50 Fly	6	---	0.30
Walker, Kathryn (16) F					
2:33.80L	F # 11	Female Open 200 Fly	4	---	4.49
	34.05	38.22 39.80 41.73			
4:53.64L	F # 15	Female Open 400 Free	12	---	11.87
	34.13	37.10 36.88 37.58 36.96 37.42 36.94 36.63			

Columbia Swim Club 2008

Individual Meet Results

Voorhees/Maxfield Invitational 2010 30-Apr-10 to 02-May-10 LC Meters

Sanction: MV-09-48 Location: Capitol Federal Natatorium

Columbia Swim Club [CSC-MV] Coach: Phil Garverick

Time	F/P/S	Event	Place	Points	Improv
1:19.78L	F # 19	Female Open 100 Back	6	---	0.52
	39.16	40.62			
1:12.07L	F # 23	Female Open 100 Fly	4	---	4.15
	34.24	37.83			
5:41.99L	F # 25	Female Open 400 IM	4	---	18.08
	34.54	39.38 44.98 43.96			
		51.25 52.22 37.85	37.81		
Walker, Elizabeth (13) F					
2:32.94L	F # 11	Female Open 200 Fly	3	---	0.51
	34.37	39.52 39.66 39.39			
4:48.80L	F # 15	Female Open 400 Free	7	---	13.86
	33.62	36.82 36.76 36.99			
		36.50 36.73 36.12	35.26		
3:13.39L	F # 17	Female Open 200 Breast	11	---	---
	44.98	49.08 49.76 49.57			
2:23.07L	F # 21	Female Open 200 Free	5	---	5.40
	34.00	36.64 36.78 35.65			
1:14.39L	F # 23	Female Open 100 Fly	9	---	4.75
	35.31	39.08			
Wen, Brittany (11) F					
44.47L	F # 27B	Female 11-12 50 Breast	8	---	-1.09
1:26.48L	F # 29B	Female 11-12 100 Back	25	---	-4.84
	42.43	44.05			
3:00.74L	F # 35B	Female 11-12 200 IM	14	---	2.59
	39.53	47.79 53.50 39.92			
1:13.23L	F # 41B	Female 11-12 100 Free	6	---	-0.63
	36.34	36.89			
38.95L	F # 43B	Female 11-12 50 Fly	8	---	1.29
Wen, Haley (13) F					
2:50.98L	F # 7	Female Open 200 Back	27	---	---
	39.98	43.03 44.91 43.06			
1:11.83L	F # 9	Female Open 100 Free	46	---	1.87
	33.78	38.05			
3:22.69L	F # 17	Female Open 200 Breast	17	---	---
	47.62	51.81 51.83 51.43			
1:20.83L	F # 19	Female Open 100 Back	9	---	-0.64
	40.19	40.64			
6:01.75L	F # 25	Female Open 400 IM	11	---	-11.38
	40.63	47.60 45.63 43.95			
		52.10 53.19 40.01	38.64		
Wetz, Eric (16) M					
28.14L	F # 4	Male Open 50 Free	14	---	0.91
1:22.97L	F # 6	Male Open 100 Breast	27	---	0.73
	38.67	44.30			
1:01.18L	F # 10	Male Open 100 Free	26	---	1.86
	28.78	32.40			
2:58.58L	F # 18	Male Open 200 Breast	6	---	-3.49
	41.01	48.06 45.24 44.27			

Columbia Swim Club 2008

Individual Meet Results

Voorhees/Maxfield Invitational 2010 30-Apr-10 to 02-May-10 LC Meters

Sanction: MV-09-48 Location: Capitol Federal Natatorium

Columbia Swim Club [CSC-MV] Coach: Phil Garverick

Time	F/P/S	Event	Place	Points	Improv
1:13.92L	F # 24 32.83	Male Open 100 Fly 41.09	18	---	0.05
Willcoxon, Anna (12) F					
1:25.93L	F # 29B 41.94	Female 11-12 100 Back 43.99	23	---	-4.42
3:09.08L	F # 35B 40.35	Female 11-12 200 IM 47.84 1:00.92 39.97	24	---	0.65
40.84L	F # 39B	Female 11-12 50 Back	9	---	0.74
1:15.45L	F # 41B 36.40	Female 11-12 100 Free 39.05	13	---	-2.41
39.65L	F # 43B	Female 11-12 50 Fly	9	---	0.38
Wright, Allison (15) F					
1:35.76L	F # 5 44.27	Female Open 100 Breast 51.49	30	---	3.19
2:45.60L	F # 11 35.49	Female Open 200 Fly 42.32 44.82 42.97	15	---	4.63
3:28.47L	F # 17 46.65	Female Open 200 Breast 53.91 54.23 53.68	21	---	14.08
1:23.37L	F # 19 41.25	Female Open 100 Back 42.12	12	---	-0.88
1:14.99L	F # 23 35.31	Female Open 100 Fly 39.68	10	---	1.93